

KEDIA ADVISORY



DAILY ENERGY REPORT

7 Oct 2025

- CRUDE OIL
- NATURAL GAS



Kedia Stocks & Commodities Research Pvt. Ltd.

Research Advisory | White Labelling | Digital Marketing



MCX UPDATE

Commodity	Expiry	Open	High	Low	Close	% Change
CRUDEOIL	20-Oct-25	5485.00	5530.00	5436.00	5491.00	0.96
CRUDEOIL	19-Nov-25	5467.00	5508.00	5425.00	5478.00	0.94
CRUDEOILMINI	20-Oct-25	5481.00	5532.00	5439.00	5491.00	0.94
CRUDEOILMINI	19-Nov-25	5458.00	5512.00	5425.00	5478.00	0.92
NATURALGAS	28-Oct-25	302.50	309.80	297.30	300.00	0.57
NATURALGAS	24-Nov-25	361.00	371.10	355.40	357.30	-0.75
NATURALGAS MINI	28-Oct-25	301.00	309.60	297.40	300.00	0.21
NATURALGAS MINI	24-Nov-25	364.70	371.00	355.40	357.40	-10.59

INTERNATIONAL UPDATE

Commodity	Open	High	Low	Close	% Change
Crudeoil \$	61.14	62.12	61.04	61.70	0.18
Natural Gas \$	3.3000	3.4850	3.2960	3.3780	0.30
Lme Copper	10692.70	10797.25	10607.95	10645.75	-0.65
Lme Zinc	3026.70	3039.30	3002.60	3006.90	-0.75
Lme Aluminium	2695.40	2715.05	2692.40	2711.25	0.81
Lme Lead	2022.90	2023.10	2005.33	2006.48	-0.51
Lme Nickel	15401.00	15467.25	15297.13	15453.13	0.05

OPEN INTEREST SNAPSHOT

Commodity	Expiry	% Change	% Oi Change	Oi Status
CRUDEOIL	20-Oct-25	0.96	-5.13	Short Covering
CRUDEOIL	19-Nov-25	0.94	-0.99	Short Covering
CRUDEOILMINI	20-Oct-25	0.94	-3.42	Short Covering
CRUDEOILMINI	19-Nov-25	0.92	-6.72	Short Covering
NATURALGAS	28-Oct-25	0.57	3.64	Fresh Buying
NATURALGAS	24-Nov-25	-0.75	-11.67	Long Liquidation
NATURALGAS MINI	28-Oct-25	0.54	0.21	Fresh Buying
NATURALGAS MINI	24-Nov-25	-0.69	-10.59	Long Liquidation

Technical Snapshot



SELL CRUDEOIL OCT @ 5520 SL 5600 TGT 5420-5350. MCX

Observations

Crudeoil trading range for the day is 5392-5580.

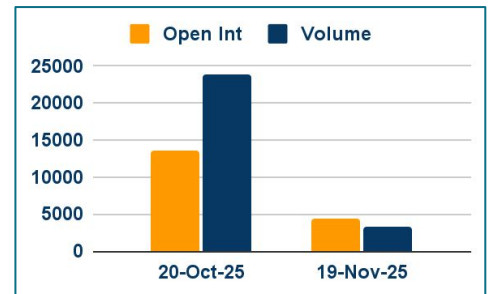
Crude oil prices gained amid lower-than-expected OPEC+ output hike

OPEC+ will add oil output from November by 137,000 bpd.

Ukraine continued to intensify its attacks on Russian energy facilities.

Geopolitical tensions and cautious OPEC+ policy support bullish oil sentiment.

OI & Volume



Spread

Commodity	Spread
CRUDEOIL NOV-OCT	-13.00
CRUDEOILMINI NOV-OCT	-13.00

Trading Levels

Commodity	Expiry	Close	R2	R1	PP	S1	S2
CRUDEOIL	20-Oct-25	5491.00	5580.00	5536.00	5486.00	5442.00	5392.00
CRUDEOIL	19-Nov-25	5478.00	5553.00	5515.00	5470.00	5432.00	5387.00
CRUDEOILMINI	20-Oct-25	5491.00	5580.00	5535.00	5487.00	5442.00	5394.00
CRUDEOILMINI	19-Nov-25	5478.00	5559.00	5519.00	5472.00	5432.00	5385.00
Crudeoil \$		61.70	62.70	62.20	61.62	61.12	60.54

Technical Snapshot

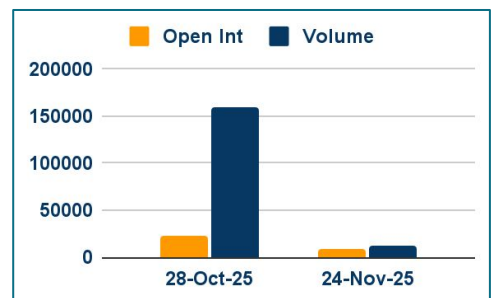


BUY NATURALGAS OCT @ 298 SL 294 TGT 302-306. MCX

Observations

- Naturalgas trading range for the day is 289.9-314.9.
- Natural gas ended with gains amid supply and demand cues
- EIA storage report shows smaller-than-expected build of 53 bcf
- Total inventories at 3.561 tcf, slightly above last year's level
- Lower 48 output eases, LNG exports reach record high

OI & Volume



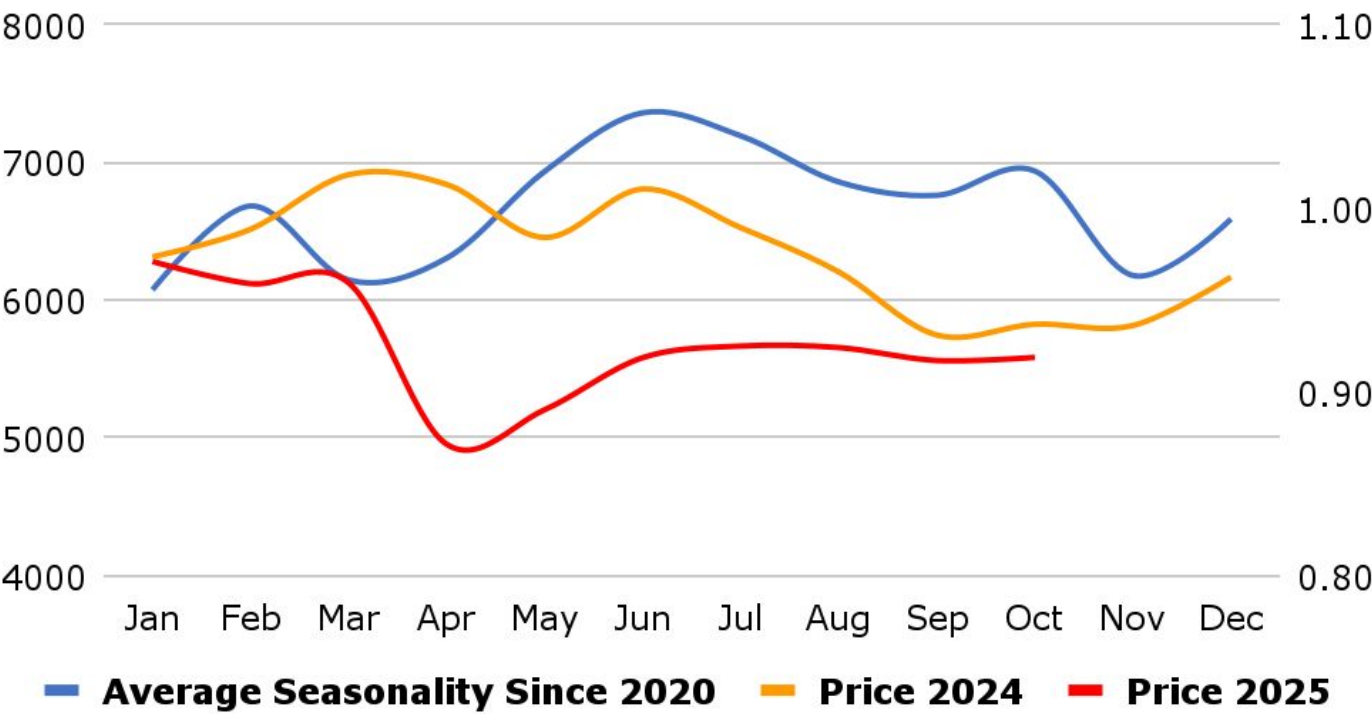
Spread

Commodity	Spread
NATURALGAS NOV-OCT	57.30
NATURALGAS MINI NOV-OCT	57.40

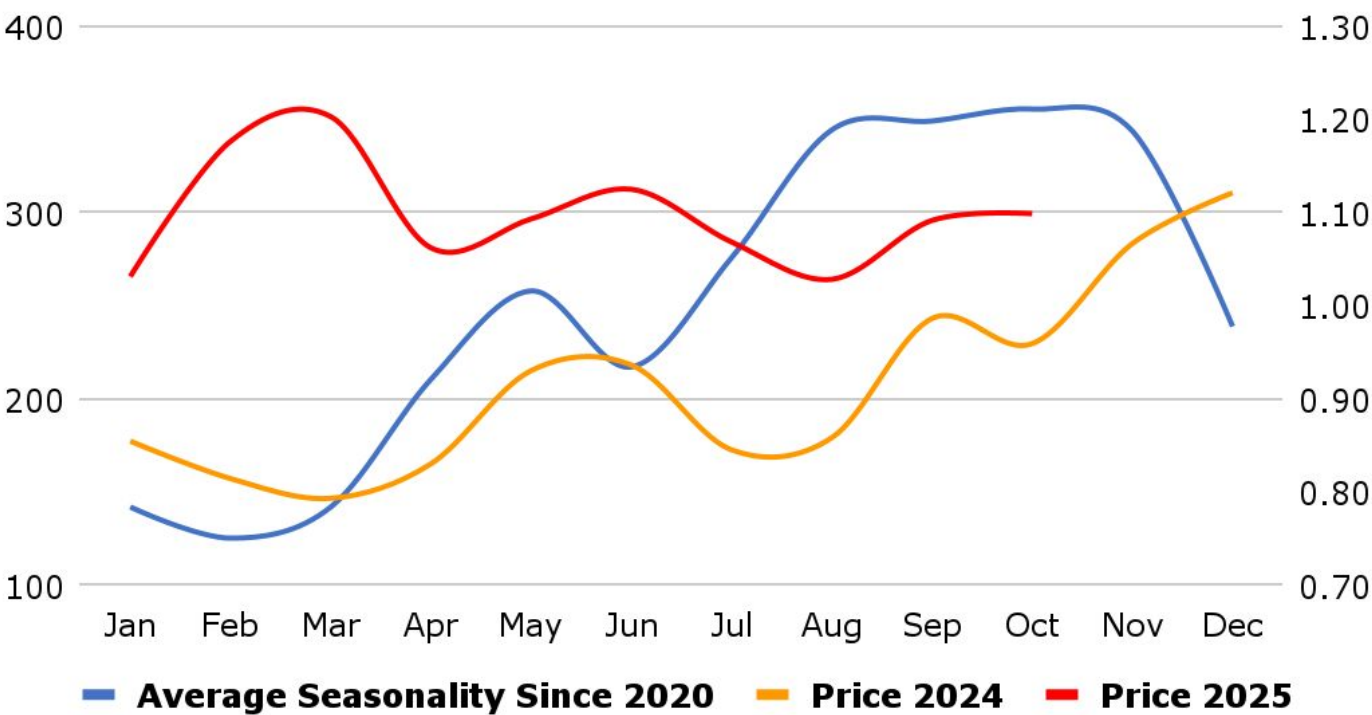
Trading Levels

Commodity	Expiry	Close	R2	R1	PP	S1	S2
NATURALGAS	28-Oct-25	300.00	314.90	307.50	302.40	295.00	289.90
NATURALGAS	24-Nov-25	357.30	377.00	367.20	361.30	351.50	345.60
NATURALGAS MINI	28-Oct-25	300.00	315.00	307.00	302.00	294.00	289.00
NATURALGAS MINI	24-Nov-25	357.30	377.00	367.20	361.30	351.50	345.60

MCX Crude Oil Seasonality



MCX Natural Gas Seasonality



Economic Data

Date	Curr.	Data
Oct 6	EUR	Sentix Investor Confidence
Oct 6	EUR	Retail Sales m/m
Oct 6	EUR	ECB President Lagarde Speaks
Oct 7	EUR	German Factory Orders m/m
Oct 7	EUR	French Trade Balance
Oct 7	USD	Trade Balance
Oct 7	USD	FOMC Member Bostic Speaks
Oct 7	USD	FOMC Member Bowman Speaks
Oct 7	USD	FOMC Member Miran Speaks
Oct 7	USD	FOMC Member Kashkari Speaks
Oct 7	EUR	German Buba President Nagel Speaks
Oct 7	EUR	ECB President Lagarde Speaks
Oct 8	EUR	German Industrial Production m/m

Date	Curr.	Data
Oct 8	USD	Crude Oil Inventories
Oct 8	EUR	ECB President Lagarde Speaks
Oct 8	USD	FOMC Meeting Minutes
Oct 9	EUR	German Trade Balance
Oct 9	EUR	ECB Monetary Policy Meeting Accounts
Oct 9	USD	Unemployment Claims
Oct 9	USD	Fed Chair Powell Speaks
Oct 9	USD	FOMC Member Bowman Speaks
Oct 9	USD	Final Wholesale Inventories m/m
Oct 9	USD	Natural Gas Storage
Oct 10	EUR	Italian Industrial Production m/m
Oct 10	USD	FOMC Member Goolsbee Speaks
Oct 10	USD	Prelim UoM Consumer Sentiment

News you can Use

Federal Reserve Governor Stephen Miran again pressed for an aggressive path of rate cuts citing the impact of Trump administration policies on the economy, while other central bank officials made the case for a more cautious approach citing still-worrisome inflation pressures. "My view is that if policy is out of whack, you should adjust it at a reasonably ... brisk pace," Miran said. When it comes to the current setting of central bank interest rate policy, "we're not at the point yet where, if you sort of keep it there another day, it's a crisis, but if you keep it there for an extra year, yeah, I think you have...problems on your hands." Miran said his belief that monetary policy needs to be much easier than it is now is based on his view that economic shifts largely on the immigration front suggest that the so-called neutral interest rate has declined from where it was. That means that if left near current levels, Fed policy has become more restrictive of growth, Miran said. Miran spoke on a day the government was supposed to release its latest employment sector report but did not due to a shutdown created by elected leaders' failure to agree on a budget.

The S&P Global UK Services PMI fell to 50.8 in September 2025 from a more than one-year high of 54.2 in the previous month, revised down from the preliminary estimate of 51.9. This marked the weakest pace of expansion since April, as subdued economic conditions and heightened market uncertainty weighed on output growth. Subsequently, new work showed only a marginal increase. Moreover, hiring remained cautious across the sector, with many service providers reporting lower headcounts due to the non-replacement of voluntary departures—indicating a restrained approach to workforce expansion. The S&P Global UK Composite PMI fell sharply to 50.1 in September 2025 from a preliminary reading of 51 and 53.5 in August, its weakest reading in five months and indicating stagnant private sector activity. Services output rose only slightly, while manufacturing production dropped at the steepest pace in six months. New business contracted again, reversing August's modest growth, as factory order books slumped. Employment continued to decline, with private sector payrolls shrinking for a twelfth consecutive month. Both services and manufacturing reported job losses, reflecting subdued demand and cost pressures that kept firms cautious about hiring.

This Report is prepared and distributed by Kedia Stocks & Commodities Research Pvt Ltd. Our SEBI REGISTRATION NUMBER - INH000006156. for information purposes only. The recommendations, if any, made herein are expressions of views and/or opinions and should not be deemed or construed to be neither advice for the purpose of purchase or sale through KSCRPL nor any solicitation or offering of any investment /trading opportunity. These information/opinions/ views are not meant to serve as a professional investment guide for the readers. No action is solicited based upon the information provided herein. Recipients of this Report should rely on information/data arising out of their own investigations. Readers are advised to seek independent professional advice and arrive at an informed trading/investment decision before executing any trades or making any investments. This Report has been prepared on the basis of publicly available information, internally developed data and other sources believed by KSCRPL to be reliable. KSCRPL or its directors, employees, affiliates or representatives do not assume any responsibility for or warrant the accuracy, completeness, adequacy and reliability of such information/opinions/ views. While due care has been taken to ensure that the disclosures and opinions given are fair and reasonable, none of the directors, employees, affiliates or representatives of KSCRPL shall be liable for any direct, indirect, special, incidental, consequential, punitive or exemplary damages, including lost profits arising in any way whatsoever from the information/opinions/views contained in this Report. The possession, circulation and/or distribution of this Report may be restricted or regulated in certain jurisdictions by appropriate laws. No action has been or will be taken by KSCRPL in any jurisdiction (other than India), where any action for such purpose (s) is required. Accordingly, this Report shall not be possessed, circulated and/ or distributed in any such country or jurisdiction unless such action is in compliance with all applicable laws and regulations of such country or jurisdiction. KSCRPL requires such a recipient to inform himself about and to observe any restrictions at his own expense, without any liability to KSCRPL. Any dispute arising out of this Report shall be subject to the exclusive jurisdiction of the Courts in India.

KEDIA ADVISORY**KEDIA STOCKS & COMMODITIES RESEARCH PVT LTD****Mumbai, India****SEBI REGISTRATION NUMBER - INH000006156****For more details, please contact: +91 93234 06035 / 96195 51022****Email: info@kediaadvisory.com****Regd.Off.: 1, 2, 3 & 4, 1st Floor, Tulip Bldg, Flower Valley Complex, Khadakpada Circle,
Kalyan-(W), Mumbai-421301**